

TEPAV RETAIL CONFIDENCE INDEX (TEPE)

ISSUE: 88 | APRIL 2017

Compared to March 2017



Compared to April 2016




In April,
TEPE is at its lowest of the last 99 months

Compared to last month

Business activity development over the past 3 months



Volume of stocks currently hold



Business activity expectations over the next 3 months




Compared to last year

Business activity development over the past 3 months



Volume of stocks currently hold



Business activity expectations over the next 3 months



Compared to last year

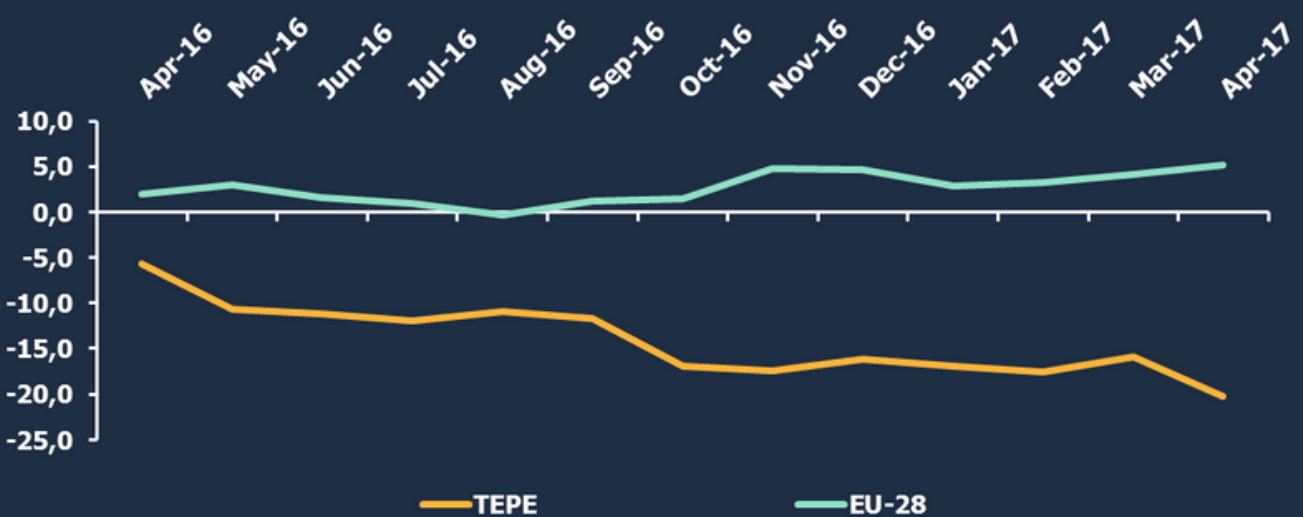
The only increase is in furniture, lighting equipment and household articles sector



The highest decline is in electrical appliances, radio and televisions sector



Compared to last year, Turkey has underperformed the EU-28 and Eurozone.



*Movements affecting TEPE positively are shown in green, while negative effects are shown in red.

tepav

www.tepav.org.tr